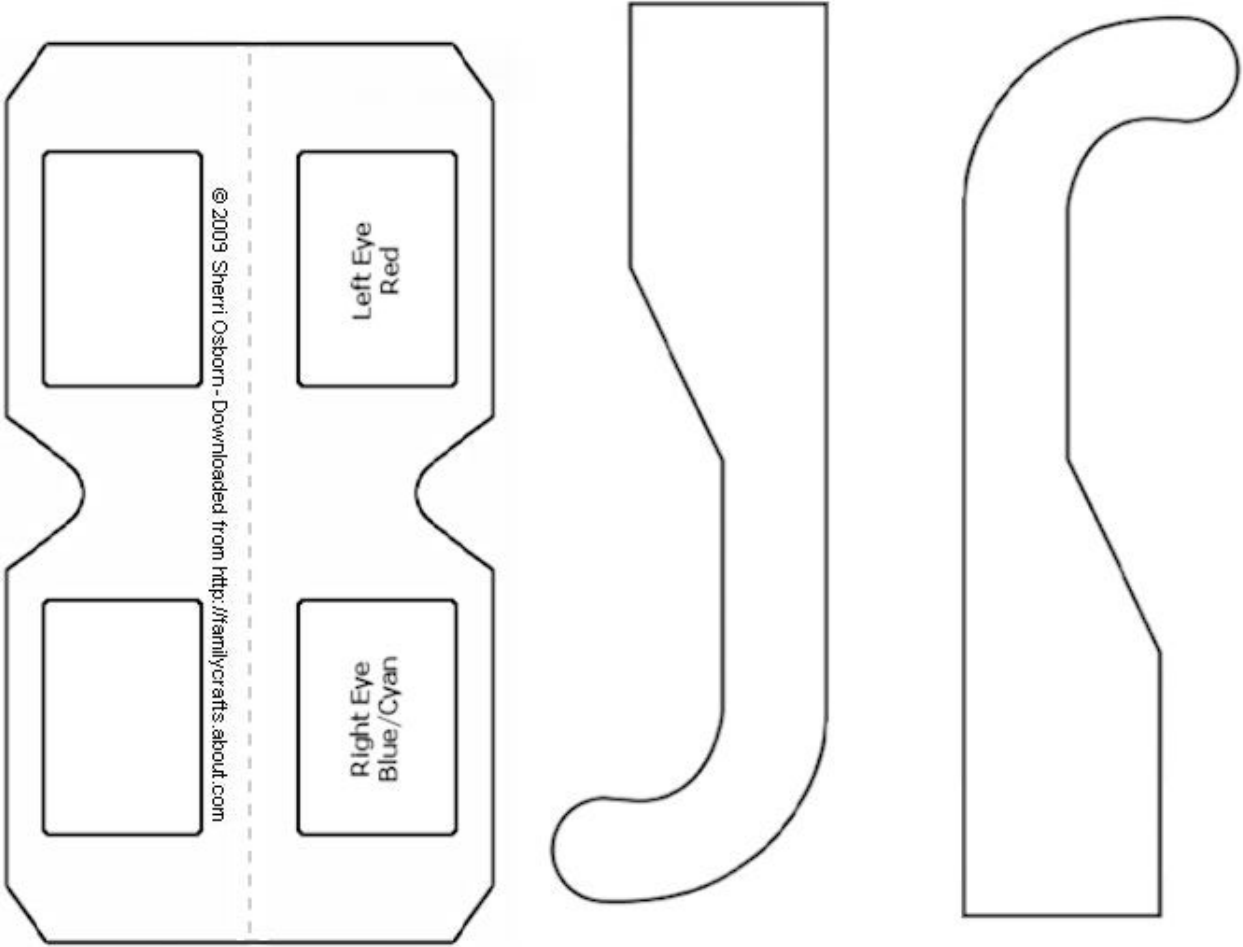




Haegue Yang: The Cone of Concern

KIDS ACTIVITY SHEET #1

Optical illusions are also made possible with the use of equipment such as 3D glasses. You can use old frames of eyeglasses provided you remove the lenses, or you can make 3D glasses. To make your own 3D glasses, cut out a piece of clear plastic that fits the frame; color the right frame blue and the left frame red. Or you can use colored cellophane instead of clear plastic. Use your 3D eyeglasses to view the images below.







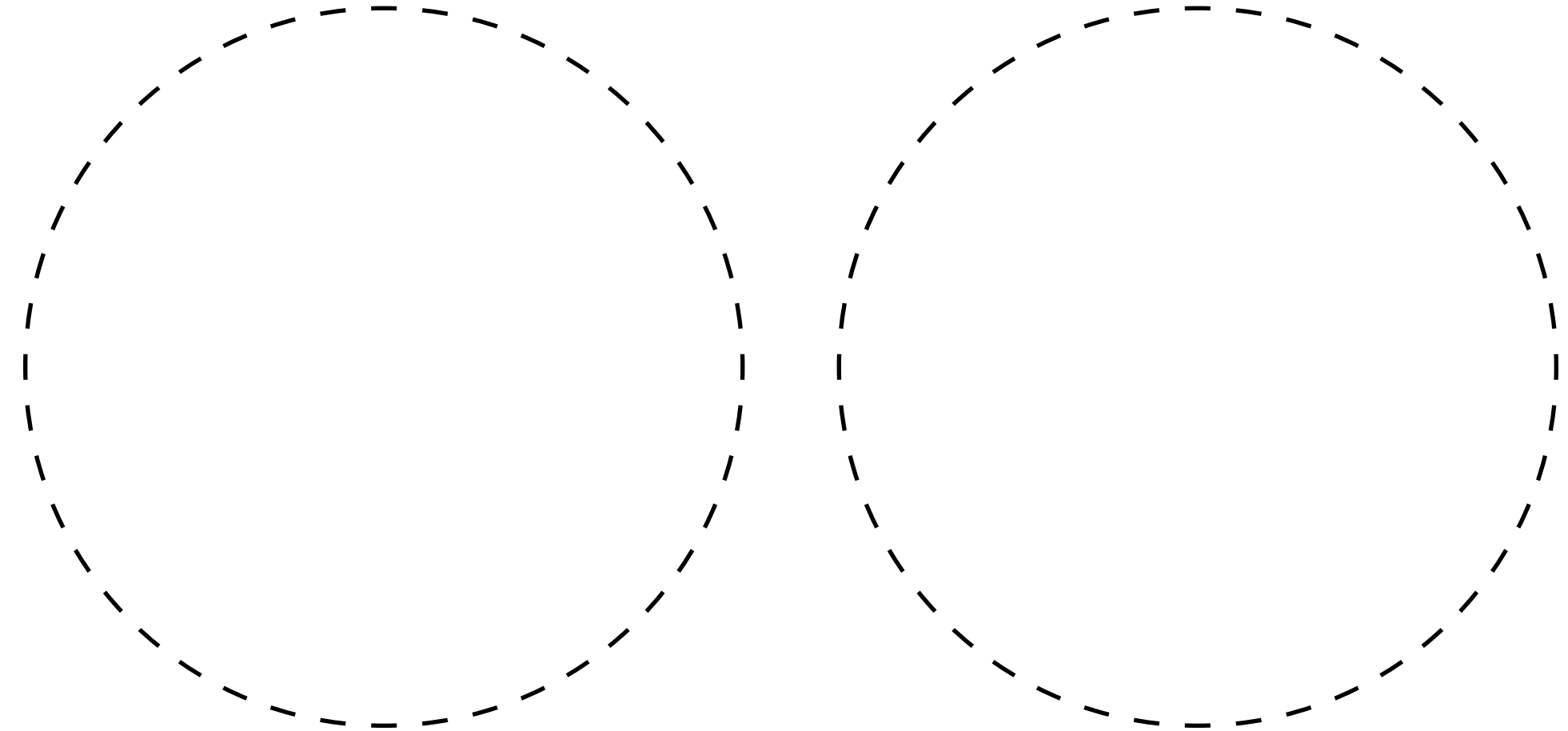
Haegue Yang: The Cone of Concern

KIDS ACTIVITY SHEET #2

Embellish these circles by placing accents that create geometric patterns. After cutting the circles out (follow the guide provided) and attaching them to an old CD, insert a coin in the slit in the center and spin the circles around!




A CD or Compact Disc is a pre-pressed optical compact disc that contains data.



Haegue Yang: The Cone of Concern

KIDS ACTIVITY SHEET #3

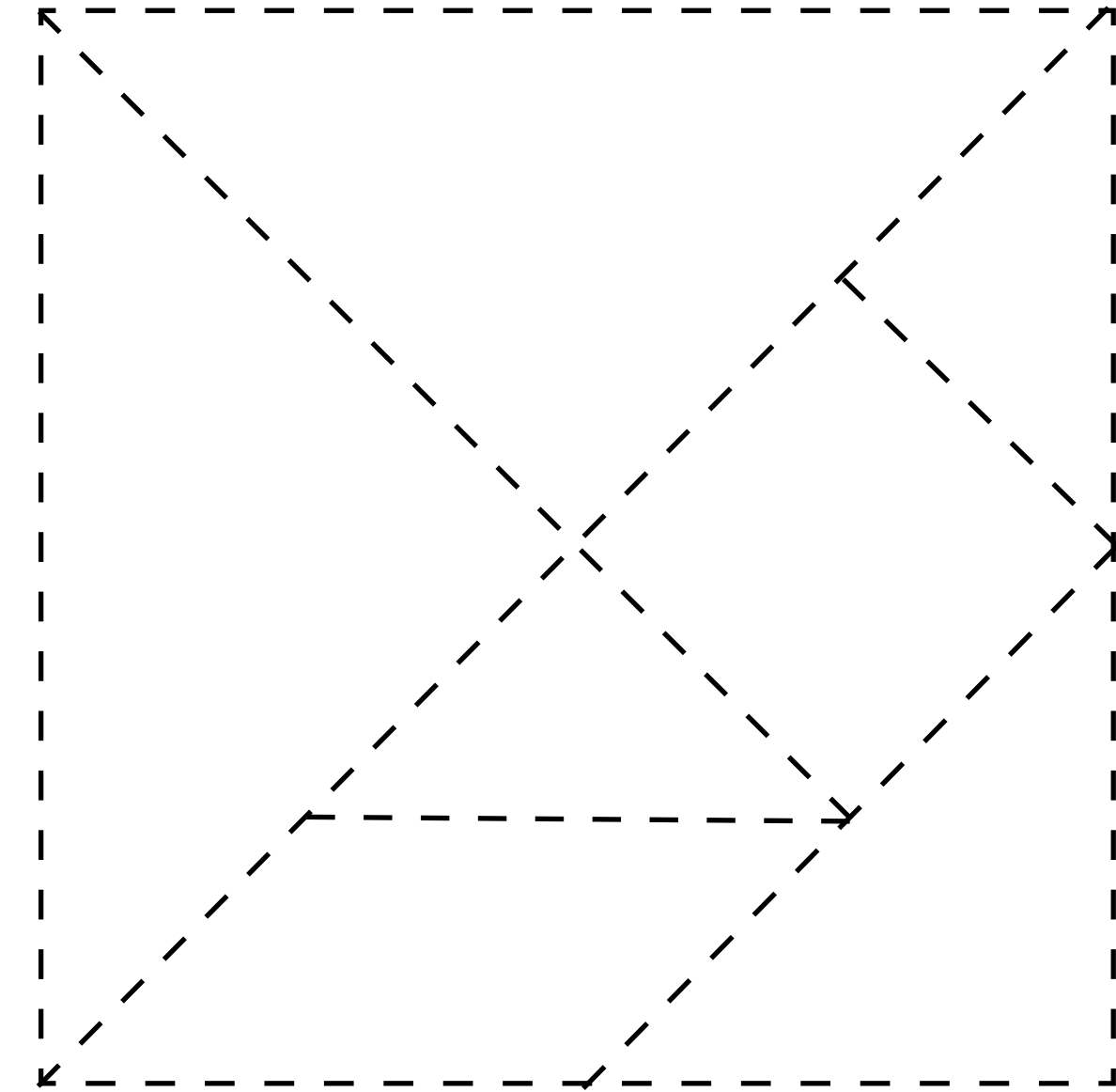
Using the paper strips below, create a plain weave and a twill pattern.
Reference <https://www.thebeginningartist.com/weaving-patterns-and-techniques/>



Haegue Yang: The Cone of Concern

KIDS ACTIVITY SHEET #4

Using this variation of the tangram, use the shapes to recreate the patterns in the artist's Pepper Sheets Composition or create your own composition.



Haegue Yang: The Cone of Concern

KIDS ACTIVITY SHEET #4

In the lenticular print, one sees items , symbols, etc related to weather made cartoon-like. Look at objects around you and make them cartoon-like. Draw them below.

Haegue Yang: The Cone of Concern

KIDS ACTIVITY SHEET #4

German artist Oskar Schlemmer's (1888-1943) costumes for Triadic Ballet was an inspiration for the figurative sculptures of Haegue Yang. Using the patterns inspired by these costumes, create your own miniature costumes.

